

Patient Summary Form

PSF-750 (Rev: 7/1/2015)

Instructions

Please complete this form within the specified timeframe. All PSF submissions should be completed online at www.myoptumhealthphysicalhealth.com unless otherwise instructed.

Please review the Plan Summary for more information.

Patient Information

<input type="text"/>	<input type="text"/>	<input type="text"/>	<input type="radio"/> Female	<input type="text"/>
Patient name Last	First	MI	<input type="radio"/> Male	Patient date of birth
<input type="text"/>		<input type="text"/>	<input type="text"/>	<input type="text"/>
Patient address		City	State	Zip code
<input type="text"/>	<input type="text"/>	<input type="text"/>	<input type="text"/>	<input type="text"/>
Patient insurance ID#	Health plan	Group number		
<input type="text"/>	<input type="text"/>	<input type="text"/>		
Referring physician (if applicable)	Date referral issued (if applicable)	Referral number (if applicable)		
<input type="text"/>	<input type="text"/>	<input type="text"/>		

Provider Information

<input type="text"/>		<input type="text"/>																				
1. Name of the billing provider or facility (as it will appear on the claim form)		2. Federal tax ID(TIN) of entity in box #1																				
<input type="text"/>		<input type="text"/>																				
<table style="width:100%; border:none;"> <tr> <td style="border:1px solid black; padding:2px;">1</td> <td style="border:1px solid black; padding:2px;">MD/DO</td> <td style="border:1px solid black; padding:2px;">2</td> <td style="border:1px solid black; padding:2px;">DC</td> <td style="border:1px solid black; padding:2px;">3</td> <td style="border:1px solid black; padding:2px;">PT</td> <td style="border:1px solid black; padding:2px;">4</td> <td style="border:1px solid black; padding:2px;">OT</td> <td style="border:1px solid black; padding:2px;">5</td> <td style="border:1px solid black; padding:2px;">Both PT and OT</td> <td style="border:1px solid black; padding:2px;">6</td> <td style="border:1px solid black; padding:2px;">Home Care</td> <td style="border:1px solid black; padding:2px;">7</td> <td style="border:1px solid black; padding:2px;">ATC</td> <td style="border:1px solid black; padding:2px;">8</td> <td style="border:1px solid black; padding:2px;">MT</td> <td style="border:1px solid black; padding:2px;">9</td> <td style="border:1px solid black; padding:2px;">Other</td> <td style="border:1px solid black; padding:2px;">_____</td> </tr> </table>				1	MD/DO	2	DC	3	PT	4	OT	5	Both PT and OT	6	Home Care	7	ATC	8	MT	9	Other	_____
1	MD/DO	2	DC	3	PT	4	OT	5	Both PT and OT	6	Home Care	7	ATC	8	MT	9	Other	_____				
3. Name and credentials of the individual performing the service(s)																						
<input type="text"/>																						
4. Alternate name (if any) of entity in box #1		5. NPI of entity in box #1																				
<input type="text"/>		<input type="text"/>																				
6. Phone number		7. Address of the billing provider or facility indicated in box #1																				
<input type="text"/>		<input type="text"/>																				
8. City		9. State																				
<input type="text"/>		<input type="text"/>																				
10. Zip code		<input type="text"/>																				

Provider Completes This Section:

<p>Date you want THIS submission to begin:</p> <input type="text"/>	<p>Cause of Current Episode</p> <p> <input type="radio"/> (1) Traumatic <input type="radio"/> (4) Post-surgical <input type="radio"/> (2) Unspecified <input type="radio"/> (5) Work related <input type="radio"/> (3) Repetitive <input type="radio"/> (6) Motor vehicle </p>	<p>Date of Surgery</p> <input type="text"/>	<p>Diagnosis (ICD codes) Please ensure all digits are entered accurately</p> <p>1° <input type="text"/></p> <p>2° <input type="text"/></p> <p>3° <input type="text"/></p> <p>4° <input type="text"/></p>
<p>Patient Type</p> <p> <input type="radio"/> (1) New to your office <input type="radio"/> (2) Est'd, new injury <input type="radio"/> (3) Est'd, new episode <input type="radio"/> (4) Est'd, continuing care </p>	<p>Type of Surgery</p> <p> <input type="radio"/> (1) ACL Reconstruction <input type="radio"/> (2) Rotator Cuff/Labral Repair <input type="radio"/> (3) Tendon Repair <input type="radio"/> (4) Spinal Fusion <input type="radio"/> (5) Joint Replacement <input type="radio"/> (6) Other _____ </p>		
<p>Nature of Condition</p> <p> <input type="radio"/> (1) Initial onset (within last 3 months) <input type="radio"/> (2) Recurrent (multiple episodes of < 3 months) <input type="radio"/> (3) Chronic (continuous duration > 3 months) </p>	<p>DC ONLY</p> <p>Anticipated CMT Level</p> <p> <input type="radio"/> 98940 <input type="radio"/> 98942 <input type="radio"/> 98941 <input type="radio"/> 98943 </p>	<p>Current Functional Measure Score</p> <p>Neck Index <input type="text"/> DASH <input type="text"/> <input type="text"/> <input type="text"/> <input type="text"/> <input type="text"/></p> <p>Back Index <input type="text"/> LEFS <input type="text"/> <input type="text"/> <input type="text"/> <input type="text"/> <input type="text"/> (other FOM)</p>	

Patient Completes This Section:

Symptoms began on:

(Please fill in selections completely)

1. Briefly describe your symptoms: _____

2. How did your symptoms start? _____

3. Average pain intensity:

Last 24 hours: no pain 0 1 2 3 4 5 6 7 8 9 10 worst pain

Past week: no pain 0 1 2 3 4 5 6 7 8 9 10 worst pain

4. How often do you experience your symptoms?

(1) Constantly (76%-100% of the time)
 (2) Frequently (51%-75% of the time)
 (3) Occasionally (26% - 50% of the time)
 (4) Intermittently (0%-25% of the time)

5. How much have your symptoms interfered with your usual daily activities? (including both work outside the home and housework)

(1) Not at all
 (2) A little bit
 (3) Moderately
 (4) Quite a bit
 (5) Extremely

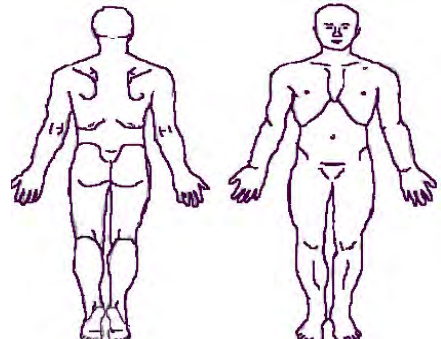
6. How is your condition changing, since care began at this facility?

(0) N/A — This is the initial visit
 (1) Much worse
 (2) Worse
 (3) A little worse
 (4) No change
 (5) A little better
 (6) Better
 (7) Much better

7. In general, would you say your overall health right now is...

(1) Excellent
 (2) Very good
 (3) Good
 (4) Fair
 (5) Poor

Indicate where you have pain or other symptoms:



Patient Signature: X **Date:** _____

HEADACHE DISABILITY INDEX

NAME: _____ DATE: _____ AGE: _____ Score Total: _____ :E _____ : F _____
 (100) (52) (48)

INSTRUCTIONS: Please CIRCLE the correct response:

1. I have headaches: [1] 1 per month [2] more than 1 but less than 4 per month [3] more than one per week
2. My headache is: [1] mild [2] moderate [3] severe

INSTRUCTIONS: (Please read carefully): The purpose of the scale is to identify difficulties that you may be experiencing because of your headache. Please check off "YES", "SOMETIMES", OR "NO" to each item. Answer each question as it pertains to your headache only.

	YES	SOMETIMES	NO
E1. Because of my headaches I feel handicapped.			
F2. Because of my headaches I feel restricted in performing my routine daily activities.			
E3. No one understands the effect my headaches have on my life.			
F4. I restrict my recreational activities (e.g. sports, hobbies) because of my headaches.			
E5. My headaches make me angry.			
E6. Sometimes I feel that I am going to lose control because of my headaches.			
F7. Because of my headaches I am less likely to socialize.			
E8. My spouse (significant other), or family and friends have no idea what I am going through because of my headaches.			
E9. My headaches are so bad that I feel I am going to go insane.			
E10. My outlook on the world is affected by my headaches.			
E11. I am afraid to go outside when I feel that a headache is starting.			
E12. I feel desperate because of my headaches.			
F13. I am concerned that I am paying penalties at work or at home because of my headaches.			
E14. My headaches place stress on my relationships with family or friends.			
F15. I avoid being around people when I have a headache.			
F16. I believe my headaches are making it difficult for me to achieve my goals in life.			
F17. I am unable to think clearly because of my headaches.			
F18. I get tense (e.g. muscle tension) because of my headaches.			
F19. I do not enjoy social gatherings because of my headaches.			
E20. I feel irritable because of my headaches.			
F21. I avoid traveling because of my headaches.			
E22. My headaches make me feel confused.			
E23. My headaches make me feel frustrated.			
F24. I find it difficult to read because of my headaches.			
F25. I find it difficult to focus my attention away from my headaches and on other things.			

Neck Index

Form N1-100

rev 3/27/2003

Patient Name _____ **Date** _____

This questionnaire will give your provider information about how your neck condition affects your everyday life. Please answer every section by marking the one statement that applies to you. If two or more statements in one section apply, please mark the one statement that most closely describes your problem.

Pain Intensity

- ⓪ I have no pain at the moment.
- ① The pain is very mild at the moment.
- ② The pain comes and goes and is moderate.
- ③ The pain is fairly severe at the moment.
- ④ The pain is very severe at the moment.
- ⑤ The pain is the worst imaginable at the moment.

Sleeping

- ⓪ I have no trouble sleeping.
- ① My sleep is slightly disturbed (less than 1 hour sleepless).
- ② My sleep is mildly disturbed (1-2 hours sleepless).
- ③ My sleep is moderately disturbed (2-3 hours sleepless).
- ④ My sleep is greatly disturbed (3-5 hours sleepless).
- ⑤ My sleep is completely disturbed (5-7 hours sleepless).

Reading

- ⓪ I can read as much as I want with no neck pain.
- ① I can read as much as I want with slight neck pain.
- ② I can read as much as I want with moderate neck pain.
- ③ I cannot read as much as I want because of moderate neck pain.
- ④ I can hardly read at all because of severe neck pain.
- ⑤ I cannot read at all because of neck pain.

Concentration

- ⓪ I can concentrate fully when I want with no difficulty.
- ① I can concentrate fully when I want with slight difficulty.
- ② I have a fair degree of difficulty concentrating when I want.
- ③ I have a lot of difficulty concentrating when I want.
- ④ I have a great deal of difficulty concentrating when I want.
- ⑤ I cannot concentrate at all.

Work

- ⓪ I can do as much work as I want.
- ① I can only do my usual work but no more.
- ② I can only do most of my usual work but no more.
- ③ I cannot do my usual work.
- ④ I can hardly do any work at all.
- ⑤ I cannot do any work at all.

Personal Care

- ⓪ I can look after myself normally without causing extra pain.
- ① I can look after myself normally but it causes extra pain.
- ② It is painful to look after myself and I am slow and careful.
- ③ I need some help but I manage most of my personal care.
- ④ I need help every day in most aspects of self care.
- ⑤ I do not get dressed, I wash with difficulty and stay in bed.

Lifting

- ⓪ I can lift heavy weights without extra pain.
- ① I can lift heavy weights but it causes extra pain.
- ② Pain prevents me from lifting heavy weights off the floor, but I can manage if they are conveniently positioned (e.g., on a table).
- ③ Pain prevents me from lifting heavy weights off the floor, but I can manage light to medium weights if they are conveniently positioned.
- ④ I can only lift very light weights.
- ⑤ I cannot lift or carry anything at all.

Driving

- ⓪ I can drive my car without any neck pain.
- ① I can drive my car as long as I want with slight neck pain.
- ② I can drive my car as long as I want with moderate neck pain.
- ③ I cannot drive my car as long as I want because of moderate neck pain.
- ④ I can hardly drive at all because of severe neck pain.
- ⑤ I cannot drive my car at all because of neck pain.

Recreation

- ⓪ I am able to engage in all my recreation activities without neck pain.
- ① I am able to engage in all my usual recreation activities with some neck pain.
- ② I am able to engage in most but not all my usual recreation activities because of neck pain.
- ③ I am only able to engage in a few of my usual recreation activities because of neck pain.
- ④ I can hardly do any recreation activities because of neck pain.
- ⑤ I cannot do any recreation activities at all.

Headaches

- ⓪ I have no headaches at all.
- ① I have slight headaches which come infrequently.
- ② I have moderate headaches which come infrequently.
- ③ I have moderate headaches which come frequently.
- ④ I have severe headaches which come frequently.
- ⑤ I have headaches almost all the time.

Index Score = [Sum of all statements selected / (# of sections with a statement selected x 5)] x 100

Neck
Index
Score

THE

DASH

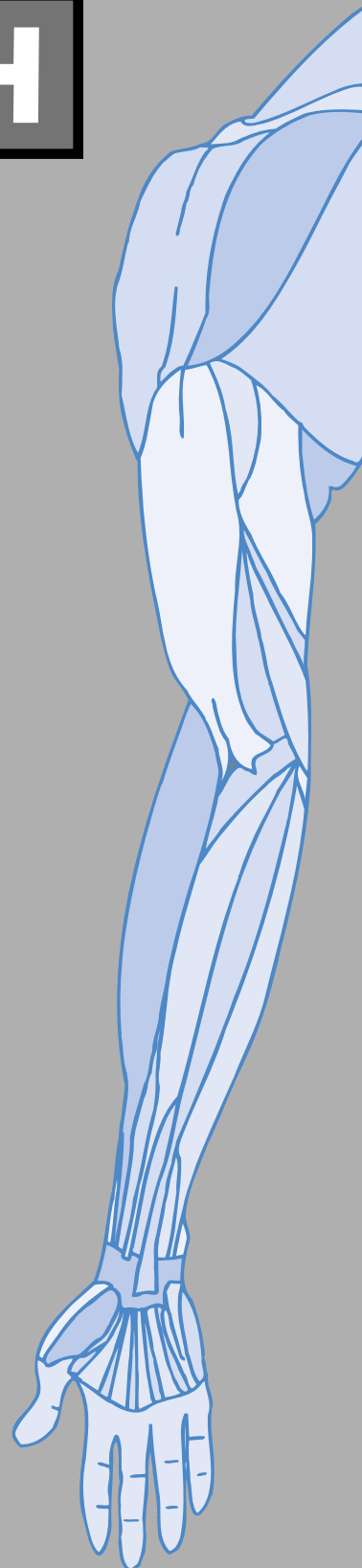
INSTRUCTIONS

This questionnaire asks about your symptoms as well as your ability to perform certain activities.

Please answer *every question*, based on your condition in the last week, by circling the appropriate number.

If you did not have the opportunity to perform an activity in the past week, please make your *best estimate* on which response would be the most accurate.

It doesn't matter which hand or arm you use to perform the activity; please answer based on your ability regardless of how you perform the task.



DISABILITIES OF THE ARM, SHOULDER AND HAND

Please rate your ability to do the following activities in the last week by circling the number below the appropriate response.

	NO DIFFICULTY	MILD DIFFICULTY	MODERATE DIFFICULTY	SEVERE DIFFICULTY	UNABLE
1. Open a tight or new jar.	1	2	3	4	5
2. Write.	1	2	3	4	5
3. Turn a key.	1	2	3	4	5
4. Prepare a meal.	1	2	3	4	5
5. Push open a heavy door.	1	2	3	4	5
6. Place an object on a shelf above your head.	1	2	3	4	5
7. Do heavy household chores (e.g., wash walls, wash floors).	1	2	3	4	5
8. Garden or do yard work.	1	2	3	4	5
9. Make a bed.	1	2	3	4	5
10. Carry a shopping bag or briefcase.	1	2	3	4	5
11. Carry a heavy object (over 10 lbs).	1	2	3	4	5
12. Change a lightbulb overhead.	1	2	3	4	5
13. Wash or blow dry your hair.	1	2	3	4	5
14. Wash your back.	1	2	3	4	5
15. Put on a pullover sweater.	1	2	3	4	5
16. Use a knife to cut food.	1	2	3	4	5
17. Recreational activities which require little effort (e.g., cardplaying, knitting, etc.).	1	2	3	4	5
18. Recreational activities in which you take some force or impact through your arm, shoulder or hand (e.g., golf, hammering, tennis, etc.).	1	2	3	4	5
19. Recreational activities in which you move your arm freely (e.g., playing frisbee, badminton, etc.).	1	2	3	4	5
20. Manage transportation needs (getting from one place to another).	1	2	3	4	5
21. Sexual activities.	1	2	3	4	5

DISABILITIES OF THE ARM, SHOULDER AND HAND

	NOT AT ALL	SLIGHTLY	MODERATELY	QUITE A BIT	EXTREMELY
22. During the past week, <i>to what extent</i> has your arm, shoulder or hand problem interfered with your normal social activities with family, friends, neighbours or groups? (<i>circle number</i>)	1	2	3	4	5

	NOT LIMITED AT ALL	SLIGHTLY LIMITED	MODERATELY LIMITED	VERY LIMITED	UNABLE
23. During the past week, were you limited in your work or other regular daily activities as a result of your arm, shoulder or hand problem? (<i>circle number</i>)	1	2	3	4	5

Please rate the severity of the following symptoms in the last week. (*circle number*)

	NONE	MILD	MODERATE	SEVERE	EXTREME
24. Arm, shoulder or hand pain.	1	2	3	4	5
25. Arm, shoulder or hand pain when you performed any specific activity.	1	2	3	4	5
26. Tingling (pins and needles) in your arm, shoulder or hand.	1	2	3	4	5
27. Weakness in your arm, shoulder or hand.	1	2	3	4	5
28. Stiffness in your arm, shoulder or hand.	1	2	3	4	5

	NO DIFFICULTY	MILD DIFFICULTY	MODERATE DIFFICULTY	SEVERE DIFFICULTY	SO MUCH DIFFICULTY THAT I CAN'T SLEEP
29. During the past week, how much difficulty have you had sleeping because of the pain in your arm, shoulder or hand? (<i>circle number</i>)	1	2	3	4	5

	STRONGLY DISAGREE	DISAGREE	NEITHER AGREE NOR DISAGREE	AGREE	STRONGLY AGREE
30. I feel less capable, less confident or less useful because of my arm, shoulder or hand problem. (<i>circle number</i>)	1	2	3	4	5

DASH DISABILITY/SYMPTOM SCORE = _____ ([(sum of n responses / n) - 1] x 25, where n is the number of completed responses.)

A DASH score may not be calculated if there are greater than 3 missing items.

DISABILITIES OF THE ARM, SHOULDER AND HAND

WORK MODULE (OPTIONAL)

The following questions ask about the impact of your arm, shoulder or hand problem on your ability to work (including homemaking if that is your main work role).

Please indicate what your job/work is: _____

I do not work. (You may skip this section.)

Please circle the number that best describes your physical ability in the past week. Did you have any difficulty:

	NO DIFFICULTY	MILD DIFFICULTY	MODERATE DIFFICULTY	SEVERE DIFFICULTY	UNABLE
1. using your usual technique for your work?	1	2	3	4	5
2. doing your usual work because of arm, shoulder or hand pain?	1	2	3	4	5
3. doing your work as well as you would like?	1	2	3	4	5
4. spending your usual amount of time doing your work?	1	2	3	4	5

SPORTS/PERFORMING ARTS MODULE (OPTIONAL)

The following questions relate to the impact of your arm, shoulder or hand problem on playing *your musical instrument or sport or both*.

If you play more than one sport or instrument (or play both), please answer with respect to that activity which is most important to you.

Please indicate the sport or instrument which is most important to you: _____

I do not play a sport or an instrument. (You may skip this section.)

Please circle the number that best describes your physical ability in the past week. Did you have any difficulty:

	NO DIFFICULTY	MILD DIFFICULTY	MODERATE DIFFICULTY	SEVERE DIFFICULTY	UNABLE
1. using your usual technique for playing your instrument or sport?	1	2	3	4	5
2. playing your musical instrument or sport because of arm, shoulder or hand pain?	1	2	3	4	5
3. playing your musical instrument or sport as well as you would like?	1	2	3	4	5
4. spending your usual amount of time practising or playing your instrument or sport?	1	2	3	4	5

SCORING THE OPTIONAL MODULES: Add up assigned values for each response; divide by 4 (number of items); subtract 1; multiply by 25.

An optional module score may not be calculated if there are any missing items.



The Keele STarT Back Screening Tool

Patient name: _____ Date: _____

 Thinking about the **last 2 weeks** tick your response to the following questions:

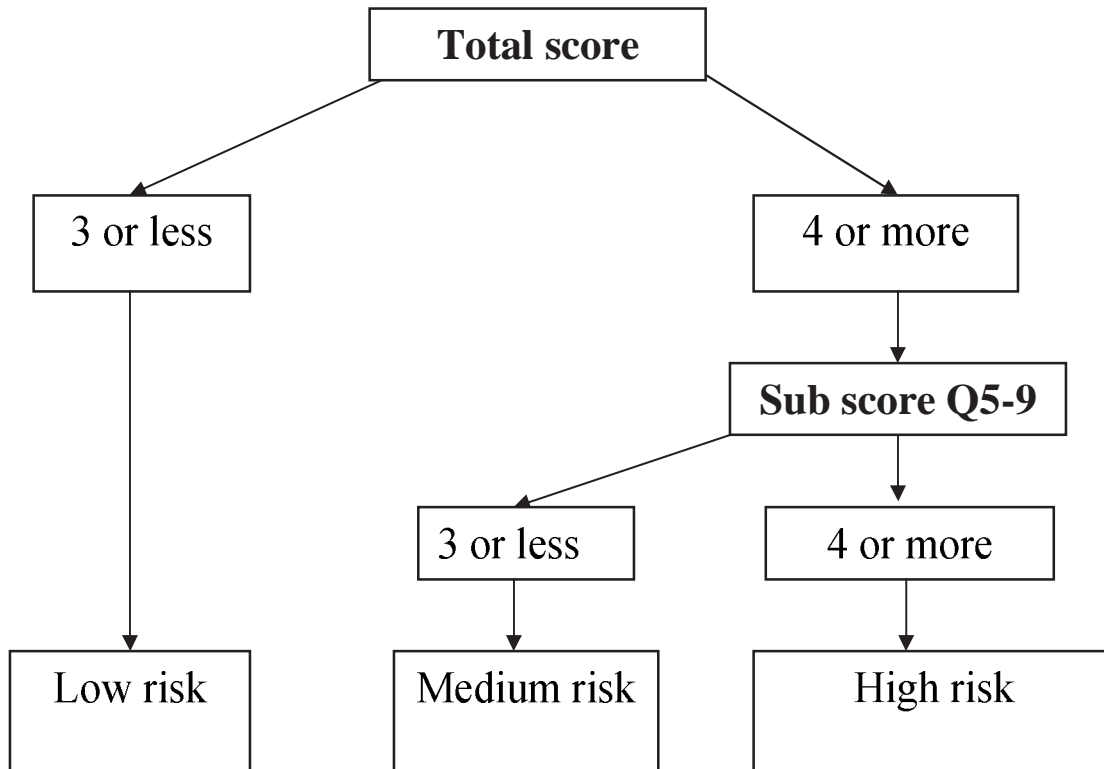
	No 0	Yes 1
1 Has your back pain spread down your leg(s) at some time in the last 2 weeks?	<input type="checkbox"/>	<input type="checkbox"/>
2 Have you had pain in the shoulder or neck at some time in the last 2 weeks?	<input type="checkbox"/>	<input type="checkbox"/>
3 Have you only walked short distances because of your back pain?	<input type="checkbox"/>	<input type="checkbox"/>
4 In the last 2 weeks, have you dressed more slowly than usual because of back pain?	<input type="checkbox"/>	<input type="checkbox"/>
5 Do you think it's not really safe for a person with a condition like yours to be physically active?	<input type="checkbox"/>	<input type="checkbox"/>
6 Have worrying thoughts been going through your mind a lot of the time?	<input type="checkbox"/>	<input type="checkbox"/>
7 Do you feel that your back pain is terrible and it's never going to get any better?	<input type="checkbox"/>	<input type="checkbox"/>
8 In general have you stopped enjoying all the things you usually enjoy?	<input type="checkbox"/>	<input type="checkbox"/>

 9. Overall, how **bothersome** has your back pain been in the last 2 weeks?

Not at all	Slightly	Moderately	Very much	Extremely
<input type="checkbox"/>	<input type="checkbox"/>	<input type="checkbox"/>	<input type="checkbox"/>	<input type="checkbox"/>
0	0	0	1	1

Total score (all 9): _____ **Sub Score (Q5-9):** _____

The STarT Tool Scoring System



Back Index

Form B1100

rev 3/27/2003

Patient Name _____ Date _____

This questionnaire will give your provider information about how your back condition affects your everyday life. Please answer every section by marking the one statement that applies to you. If two or more statements in one section apply, please mark the one statement that most closely describes your problem.

Pain Intensity

- Ⓐ The pain comes and goes and is very mild.
- Ⓛ The pain is mild and does not vary much.
- Ⓜ The pain comes and goes and is moderate.
- Ⓨ The pain is moderate and does not vary much.
- Ⓔ The pain comes and goes and is very severe.
- Ⓟ The pain is very severe and does not vary much.

Sleeping

- Ⓐ I get no pain in bed.
- Ⓛ I get pain in bed but it does not prevent me from sleeping well.
- Ⓜ Because of pain my normal sleep is reduced by less than 25%.
- Ⓨ Because of pain my normal sleep is reduced by less than 50%.
- Ⓔ Because of pain my normal sleep is reduced by less than 75%.
- Ⓟ Pain prevents me from sleeping at all.

Sitting

- Ⓐ I can sit in any chair as long as I like.
- Ⓛ I can only sit in my favorite chair as long as I like.
- Ⓜ Pain prevents me from sitting more than 1 hour.
- Ⓨ Pain prevents me from sitting more than 1/2 hour.
- Ⓔ Pain prevents me from sitting more than 10 minutes.
- Ⓟ I avoid sitting because it increases pain immediately.

Standing

- Ⓐ I can stand as long as I want without pain.
- Ⓛ I have some pain while standing but it does not increase with time.
- Ⓜ I cannot stand for longer than 1 hour without increasing pain.
- Ⓨ I cannot stand for longer than 1/2 hour without increasing pain.
- Ⓔ I cannot stand for longer than 10 minutes without increasing pain.
- Ⓟ I avoid standing because it increases pain immediately.

Walking

- Ⓐ I have no pain while walking.
- Ⓛ I have some pain while walking but it doesn't increase with distance.
- Ⓜ I cannot walk more than 1 mile without increasing pain.
- Ⓨ I cannot walk more than 1/2 mile without increasing pain.
- Ⓔ I cannot walk more than 1/4 mile without increasing pain.
- Ⓟ I cannot walk at all without increasing pain.

Personal Care

- Ⓐ I do not have to change my way of washing or dressing in order to avoid pain.
- Ⓛ I do not normally change my way of washing or dressing even though it causes some pain.
- Ⓜ Washing and dressing increases the pain but I manage not to change my way of doing it.
- Ⓨ Washing and dressing increases the pain and I find it necessary to change my way of doing it.
- Ⓔ Because of the pain I am unable to do some washing and dressing without help.
- Ⓟ Because of the pain I am unable to do any washing and dressing without help.

Lifting

- Ⓐ I can lift heavy weights without extra pain.
- Ⓛ I can lift heavy weights but it causes extra pain.
- Ⓜ Pain prevents me from lifting heavy weights off the floor.
- Ⓨ Pain prevents me from lifting heavy weights off the floor, but I can manage if they are conveniently positioned (e.g., on a table).
- Ⓔ Pain prevents me from lifting heavy weights off the floor, but I can manage light to medium weights if they are conveniently positioned.
- Ⓟ I can only lift very light weights.

Traveling

- Ⓐ I get no pain while traveling.
- Ⓛ I get some pain while traveling but none of my usual forms of travel make it worse.
- Ⓜ I get extra pain while traveling but it does not cause me to seek alternate forms of travel.
- Ⓨ I get extra pain while traveling which causes me to seek alternate forms of travel.
- Ⓔ Pain restricts all forms of travel except that done while lying down.
- Ⓟ Pain restricts all forms of travel.

Social Life

- Ⓐ My social life is normal and gives me no extra pain.
- Ⓛ My social life is normal but increases the degree of pain.
- Ⓜ Pain has no significant affect on my social life apart from limiting my more energetic interests (e.g., dancing, etc).
- Ⓨ Pain has restricted my social life and I do not go out very often.
- Ⓔ Pain has restricted my social life to my home.
- Ⓟ I have hardly any social life because of the pain.

Changing degree of pain

- Ⓐ My pain is rapidly getting better.
- Ⓛ My pain fluctuates but overall is definitely getting better.
- Ⓜ My pain seems to be getting better but improvement is slow.
- Ⓨ My pain is neither getting better or worse.
- Ⓔ My pain is gradually worsening.
- Ⓟ My pain is rapidly worsening.

Index Score = [Sum of all statements selected / (# of sections with a statement selected x 5)] x 100

Back
Index
Score

THE LOWER EXTREMITY FUNCTIONAL SCALE

We are interested in knowing whether you are having any difficulty at all with the activities listed below because of your lower limb Problem for which you are currently seeking attention. Please provide an answer for **each** activity.

Today, do you or would you have any difficulty at all with:

	Activities	Extreme Difficulty or Unable to Perform Activity	Quite a Bit of Difficulty	Moderate Difficulty	A Little Bit of Difficulty	No Difficulty
1	Any of your usual work, housework, or school activities.	0	1	2	3	4
2	Your usual hobbies, re creational or sporting activities.	0	1	2	3	4
3	Getting into or out of the bath.	0	1	2	3	4
4	Walking between rooms.	0	1	2	3	4
5	Putting on your shoes or socks.	0	1	2	3	4
6	Squatting.	0	1	2	3	4
7	Lifting an object, like a bag of groceries from the floor.	0	1	2	3	4
8	Performing light activities around your home.	0	1	2	3	4
9	Performing heavy activities around your home.	0	1	2	3	4
10	Getting into or out of a car.	0	1	2	3	4
11	Walking 2 blocks.	0	1	2	3	4
12	Walking a mile.	0	1	2	3	4
13	Going up or down 10 stairs (about 1 flight of stairs).	0	1	2	3	4
14	Standing for 1 hour.	0	1	2	3	4
15	Sitting for 1 hour.	0	1	2	3	4
16	Running on even ground.	0	1	2	3	4
17	Running on uneven ground.	0	1	2	3	4
18	Making sharp turns while running fast.	0	1	2	3	4
19	Hopping.	0	1	2	3	4
20	Rolling over in bed.	0	1	2	3	4
Column Totals:						

Minimum Level of Detectable Change (90% Confidence): 9 points

SCORE: ____ / 80

Please submit the sum of responses.

Reprinted from Binkley, J., Stratford, P., Lott, S., Riddle, D., & The North American Orthopaedic Rehabilitation Research Network, The Lower Extremity Functional Scale: Scale development, measurement properties, and clinical application, Physical Therapy, 1999, 79, 4371-383, with permission of the American Physical Therapy Association.